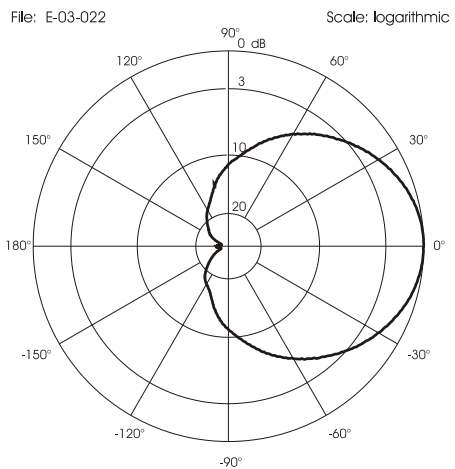
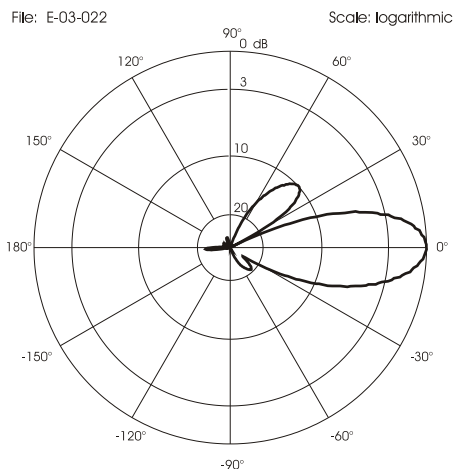


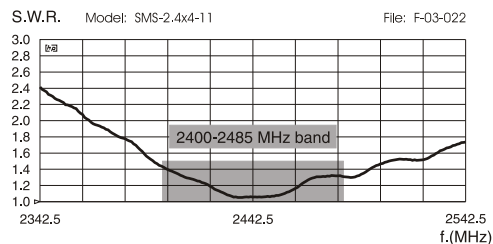
TYPICAL RADIATION PATTERN in H-plane at 2442.5 MHz



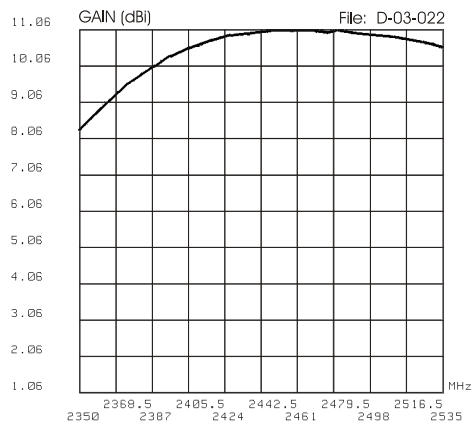
TYPICAL RADIATION PATTERN in E-plane at 2442.5 MHz



TYPICAL S.W.R. RESPONSE



TYPICAL GAIN DIAGRAM vs FREQUENCY



SMS - 2.4 x 4 - 11
WLAN Base Station Antenna 2400-2485 MHz



DESCRIPTION

Base station antenna conceived for W-LAN system. The radiant element is a PTFE PCB to guarantee high power and low losses and it is protected by ASA radome. It's supplied with an aluminium bracket for an easy installation on the mast. The antenna is made of 4 separate sectors covering 90° each. When both sectors work in the same time they can cover 360° horizontal.

SPECIFICATIONS

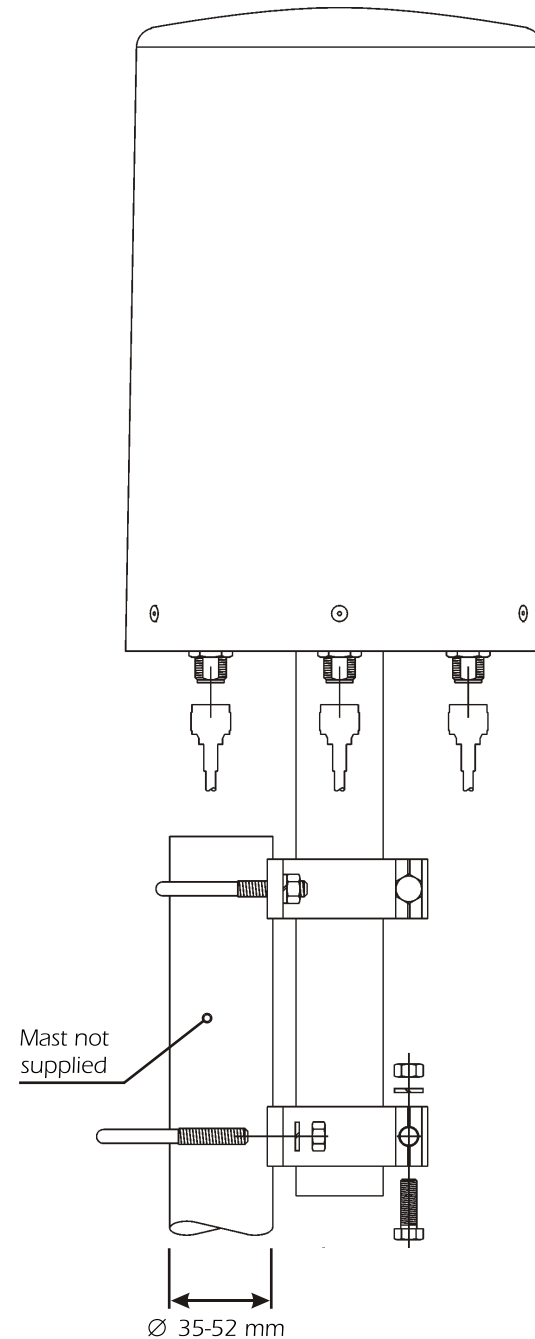
Electrical Data

Type	: Multi Sector Dipole Array
Frequency Range	: 2400-2485 MHz @ SWR ≤ 1.5 (W-LAN system)
Impedance	: 50 Ω
Radiation (H-plane)	: 3 dB Beamwidth = 84° @ 2442.5 MHz
Radiation (E-plane)	: 3 dB Beamwidth = 25° @ 2442.5 MHz
Radiation Angle	: 0°
Front to Back Ratio	: ≥ 20 dB
Isolation	: ≥ 30 dB (between any two port)
Polarization	: Linear Vertical
Gain	: 8.9 dBd - 11 dBi
Max Power	: 20 Watts (CW) @ 30° C
Grounding Protection	: All metal parts are DC-grounded, the inner conductor shows a DC-short
Connectors	: 4 x N-female, gold plated central pin

Mechanical Data

Housing Materials	: Aluminium, Stainless Steel, PCB, Chromed Brass
Radome Material	: Thermoplastic UV stabilized
Wind Load / Resistance	: 94N @ 150 Km/h / 180 Km/h
Wind Surface	: 0.08 m ²
Height (approx.)	: 600 mm
Radome diameter (approx.)	: Ø 216 mm
Weight (approx.)	: 2300 gr
Operating Temperature	: -40° C to 80° C
Mounting Mast	: Ø 35-52 mm with U-bolt

MOUNTING INSTRUCTIONS



Fixing bracket part list	
Q.ty	Description
2	Extruded aluminium bracket
2	M8x200 U-bolt
2	M8x25 Exagonal head screw
6	M8 Spring lock washer
6	M8 Hexagonal nut
Materials:	extruded aluminum
Hardware:	stainless steel
Dimensions :	81 x 81 x 30 mm
Weight:	400 g
Re-order code: SA168	